


OVERVIEW OF COMPENSATED ACCIDENTS IN QUÉBEC'S MINING SECTOR (2021)

TOTAL ACCIDENTS*

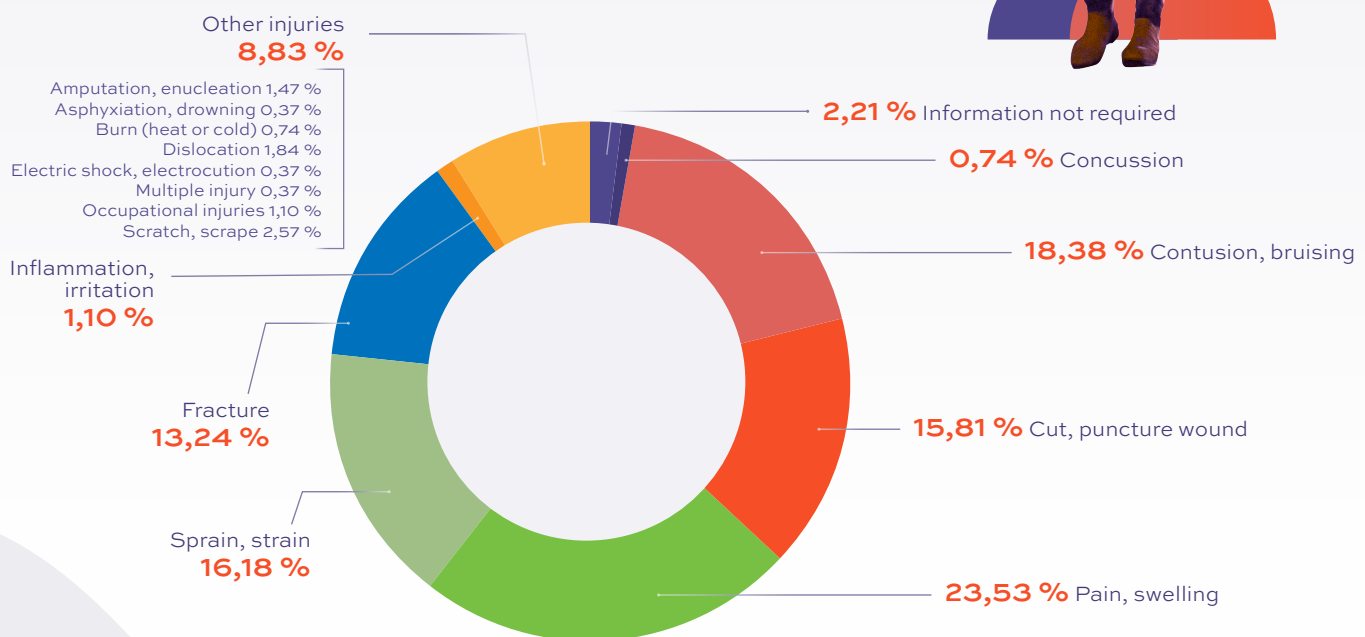
	Percentage of all accidents	Number of hours worked
Open-pit mining	37 %	6 764 799
Underground mining	34 %	10 895 553
Mining contractors	16 %	3 259 237
Diamond drilling	5 %	660 219
Other activities	5 %	3 363 889
Total	100 %	24 934 697

* These statistics include accidents involving: temporary work assignment, death, compensated accident, no return to work, first aid and medical care.

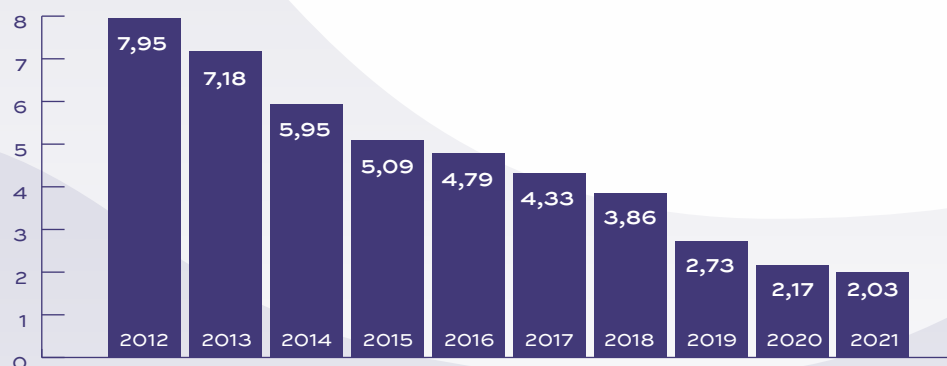
ACCIDENTS BY BODY PART AFFECTED



NATURE OF INJURIES



OSHA COMBINED INCIDENT RATE¹



TOTAL COMPENSATED ACCIDENTS

45 accidents
for
24 934 697
hours worked

SEVERITY RATE^{*2}



DEFINITIONS

1. The OSHA combined incident rate represents the number of compensated accidents and temporary work assignment per 100 workers for every 200,000 hours worked (50 weeks x 40 hours x 100 workers).

2. The severity rate indicates the number of compensated days per 100 workers for every 200,000 hours worked.

* The rates for 2012 to 2017 are based on data provided by the Association paritaire pour la santé et la sécurité du travail du secteur minier (APSM). For 2019 and 2020, the severity rate may differ because some cases are still active.